



BROWARD COMMUNITY COLLEGE

We keep you thinking.

Office of the president

To: Members of the Board of Trustees

From: J. David Armstrong Jr., President

Date: May 28, 2008

Place: Regular Meeting of the Board of Trustees
Broward Community College
Willis Holcombe Center
111 East Las Olas Boulevard
Room 1208
Fort Lauderdale, FL 33301

Subject: Agenda Item VI - I - Recommendation to Increase Student Tuition

Enclosure 1 contains the recommendation to increase student tuition by 6% for the 2008-2009 school year. This tuition increase would be effective with terms starting in August. This increase is consistent with the legislative budget and has been anticipated by the legislature calculating the decreased appropriations to the colleges. All 28 community colleges are submitting this increase to their boards for approval. This increase will provide an additional \$2.7 million in revenues for FY2009, only 42% of the cumulative \$6.4 million reduction in state appropriations for BCC.

If the Board approves the tuition increase, the student financial aid fee, the student activity fee and the capital improvement fee will increase accordingly. Each of those fees are percentage calculations based on the tuition. Once the resident fees are determined, the calculation for non-residents is also prescribed.

The initial request for Baccalaureate Fees is also included, which is prescribed by the state.

Action on our student fees this month is calculated for the college because students will begin registering for the full semester early in June.

RECOMMEND APPROVAL

Board Agenda Approved: _____

Date: _____

Agenda Item VI-I

Enclosure _____

**BOARD OF TRUSTEES
AGENDA TRANSMITTAL SHEET**

To: David Armstrong, President
From: John E. Thornton, AVP for Budget & Payroll

Date: May 19, 2008

Subj: Tuition and Out-of-State Fees for FY 2008-09

Issue:

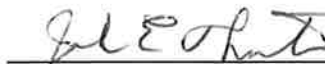
- Proposed Fee Increases
 - Advanced & Professional, Post Secondary, Vocational, College Prep & Education Prep Institute
 - Post Secondary Adult Vocational & Continuing Workforce Education
- Initial Fee
 - Baccalaureate Fees

Background/Analysis:


The legislature has approved a 6% student tuition fee increase for in-state and out-of state students. Legislated fee increases are considered part of our State funding.

Fiscal Impact:

- See attached schedule.



 John E. Thornton
 AVP for Budget & Payroll



 William D. Pennell
 Chief Financial Officer

Staff Position: Staff recommends approval

THIS RECOMMENDED ACTION MEETS THE FOLLOWING ELEMENT(S) OF THE COLLEGE'S MISSION STATEMENT:

- | | |
|----------------------------------------------------------------------------------------------------|----------------------------------------------------------------------------------------------------|
| <input checked="" type="checkbox"/> Providing high quality educational programs | <input checked="" type="checkbox"/> Providing high quality services |
| <input checked="" type="checkbox"/> Providing for affordability to a diverse community of learners | <input checked="" type="checkbox"/> Providing for accessibility to a diverse community of learners |
| <input checked="" type="checkbox"/> Commitment to student achievement | <input checked="" type="checkbox"/> Commitment to lifelong learning |
| <input checked="" type="checkbox"/> Commitment to academic excellence | <input checked="" type="checkbox"/> Providing use of current technology |

BRIEFLY DESCRIBE HOW THIS RECOMMENDATION ACHIEVES THE ABOVE ELEMENT(S) IN THE COLLEGE'S MISSION STATEMENT:

Aligns Budget with College Priorities

Minority Firm: Yes ___ No ___ N/A X

Broward Firm: Yes ___ No ___ N/A X



Broward Community College

AGENDA ITEM VI-I

MAY 28 2008

ENCLOSURE

MEMORANDUM

To: J. David Armstrong, Jr., President

From: William D. Pennell, CFO *Bill Pennell*

Date: May 19, 2008

Subject: FY 2008-2009 Student Tuition & Fees BOT Approval

At the upcoming May 28, 2008 Board of Trustees meeting we will be seeking the board's approval for raising the FY 2008-2009 student tuition & fees 6% as has been recommended by the state legislature in their recently concluded legislative session. We expect Governor Crist to sign this legislation shortly and the FY 2008-2009 state appropriations have been allocated to all colleges and universities assuming that all higher education institutions will increase their student tuitions and fees the full 6%. At this time, all 28 community colleges are going to their boards for such an approval.

As you will note on the enclosed schedules, a 6% tuition and fees increase for resident students will increase their costs for next year from a "fully loaded" total of \$70.60 per credit hour to a total of \$74.84, an increase of \$4.24. For a student taking an average schedule of 8 credit hours that would mean an increase of \$33.92 per semester, and a student taking a full load of 12 credit hours the increase would mean an additional \$50.88.

As you can see from another of the enclosed schedules, Broward Community College currently has the 13th/14th lowest tuition and fees amount of the 28 community colleges in Florida, right in the middle of the distribution, and is 1.1% below the weighted average mean amount. For non-resident students we have the 6th lowest amount among the 28 community colleges and are significantly below the weighted average mean by 2.7%. While having an extremely affordable schedule of tuition & fees for our students, we live in the 3rd most expensive county of the state, behind only Monroe and Miami-Dade counties. This past year southeast Florida experienced the highest cost of living increase in the country on several different occasions.

The state of Florida for FY 2007-2008 ranked the 35th most affordable state, on average, in the country as far as average tuition, with BCC's tuition below the state's average. As you can see from the other enclosed schedules, the state's appropriations per FTE have

consistently been decreasing and currently are the lowest it has been in the past eight years. With only two major sources of revenues to operate the college, when the state's legislature reduces the college's state appropriations, the student tuition & fees is the only remaining major revenue source to operate the college. In a time of significantly raising prices, and with an expected 10-12% higher enrollment for FY 2009 than when we started FY 2008, the increased tuition & fees rate is the only major source of revenue to cover additional investments in students, cover the increased enrollment headcounts and to cover inflationary fixed cost increases.

The college will begin next fiscal year with \$6.4 million (7.72%) less state appropriations than we started FY 2008 (a reduction of \$3.7 million in October, another \$1.1 million in March and another \$2.7 million to start next fiscal year). Additionally, we expect that once we have started next fiscal year there will be a fourth reduction announced, since the budget currently on the Governor's desk was derived from state revenue forecasts that have been missed in their last two months of actual revenue receipts. The expected \$2.7 million of new revenue due to this 6% tuition increase will only make up 42% of the reduced \$6.4 million state appropriations.

To deal with the state appropriation reductions this fiscal year we reduced the college's budget by \$3.7 million earlier this year in the following areas: green energy initiatives, travel, training, cell phones, and a large reduction in the contingency reserve. We have purposefully not eliminated any vacant positions in order to continue to serve the over 5% increased enrollment for this year and the expected 5+% increase for next year, but we have voluntarily held replacing those positions to save precious dollars. For FY 2009 we are making additional reductions in the following cost areas: additional travel, additional training, insurance, document management savings, energy performance contract payments, internal printed materials, along with generating additional revenues in such areas as print shop services, bookstore revenues, additional facilities rental revenues, delaying computers being refreshed for a year, and reducing shared library hours. We increased employee base salaries only \$1,000 across the board for FY 2008 and are holding the line to begin FY 2009 until we fully understand any future reductions that are expected to come from the state and to see how enrollment materializes in the summer and fall sessions.

We plan to use the tuition & fees increased revenues on further investments in student success by increasing full-time faculty by 10 professors to increase our percentage of full-time faculty and to deliver significantly more college prep courses, to hire an additional 3 student success advisors, to supply additional math tutoring, to initiate our new BA programs and begin developing still more, along with covering fixed cost increases in utilities, employee benefits and travel and fuel costs. We recommend the board approve the proposed student tuition & fees increases.

If you have any questions please feel free to contact me.

Enclosures

AGENDA ITEM VI-I

MAY 28 2008

ENCLOSURE _____

5/16/08
Budget Office

**Broward Community College
FY 2008-09 Proposed Fee Changes
Fiscal Impact**

Proposed Fee Increases:

• 6% Tuition & Out-of-State Fee Increase	=	\$2,710,533
• Capital Improvement Fee Increase	=	\$ 228,920
• Student Activity Fee Increase	=	\$ 123,920
• Student Financial Aid Fee Increase	=	\$ 218,491
• No increase proposed for Parking Fee	=	\$ -0-

AGENDA ITEM VI-I

MAY 28 2008

ENCLOSURE _____

BOARD OF TRUSTEES

**BROWARD COMMUNITY COLLEGE
A & P, PSV, COLLEGE PREP & E.P.I
Comparison of Current and Proposed Fee Rates For FY2009 (6% Increase)**

	TUITION	OUT-OF-STATE	STUDENT FINANCIAL AID FEE	STUDENT ACTIVITY FEE	CAPITAL IMPROV. FEE	TECH. FEE **	TOTAL	INCREASE
RESIDENT:								
CURRENT	56.49		2.81	5.65	5.65	0	70.60	
PROPOSED	59.87		2.99	5.99	5.99	0	74.84	4.24
NON-RESIDENT:								
CURRENT	56.49	169.55	11.30	5.65	7.70	0	250.69	
PROPOSED	59.87	179.72	11.98	5.99	9.70 *	0	267.26	16.57

* By Statute, this fee could be as high as \$23.96 per credit with a maximum increase of \$2.00 per year.

** Effective in fiscal year (2009-10), a Technology Fee of 5 % of Tuition and 5% of the Out-Of-State Fee is authorized in Section 1009.22,F.S. for college credit courses and vocational certificate programs (PSAV). This fee is in addition to Tuition.

AGENDA ITEM VI-F
MAY 20 2008
ENCLOSURE

BOARD OF TRUSTEES

Budget Office
5/19/2008

BROWARD COMMUNITY COLLEGE
Vocational Certificate(PSAV) & Continuing Workforce Education(Supplemental)
Comparison of Current and Proposed Fee Rates For FY2009 (PSAV 6% Increase)

	TUITION	OUT-OF-STATE	STUDENT AID FEE * FEE	CAPITAL IMPROV. FEE	TOTAL	INCREASE
<u>VOCATIONAL CERTIFICATE/DIPLOMA (PSAV)</u>						
RESIDENT:						
CURRENT	52.50			2.60	55.10	
PROPOSED	55.65		2.78	2.78	61.21	6.11
NON-RESIDENT:						
CURRENT	52.50	157.50		10.50	220.50	
PROPOSED	55.65	166.95	11.13	12.50	246.23	25.73
<u>CONTINUING WORKFORCE EDUCATION (SUPPLEMENTAL)</u>						
RESIDENT/NON RESIDENT:						
CURRENT	69.30				69.30	
PROPOSED	73.45				73.45	4.15

* Financial Aid Fee is new to PSAV students.

AGENDA ITEM

MAY 28 2008

ENCLOSURE

VI-I

BOARD OF TRUSTEES

**BROWARD COMMUNITY COLLEGE
BACCALAUREATE
Initial Proposed Fee Rates For FY2009**

	TUITION	OUT-OF STATE	STUDENT FINANCIAL AID FEE	STUDENT ACTIVITY FEE	CAPITAL IMPROV. FEE	TECH. FEE *	TOTAL
RESIDENT:							
PROPOSED	69.40		3.47	6.94	6.94	0	86.75
NON-RESIDENT:							
PROPOSED	69.40	345.77	20.76	6.94	41.51	0	484.38

* Effective in fiscal year (2009-10), a Technology Fee of 5 % of Tuition and 5% of the Out-Of-State Fee is authorized in Section 1009.22,F.S. for college credit courses and vocational certificate programs (PSAV). This fee is in addition to Tuition.

ACCOMPLISHED ✓ - I

MAY 28 2008

ENCLOSURE

**BROWARD COMMUNITY COLLEGE
STUDENT FEES FOR SPRING 2008
CREDIT PROGRAMS**

**RESIDENT STUDENTS
FEE PER CREDIT HOUR**

COLLEGE	TUITION	STUDENT FINANCIAL AID FEE	STUDENT ACTIVITY FEE	CAPITAL IMPROV. FEE	TECHNOLOGY FEE	TOTAL	SPRING 2008 FEES FOR ACADEMIC YEAR (30 HOURS)
OKALOOSA WALTON	54.78	2.74	0.00	5.48	0.00	63.00	1,890.00
TALLAHASSEE	53.80	2.10	4.60	5.00	0.00	65.50	1,965.00
FCCJ	59.05	2.67	3.80	2.78	0.00	68.30	2,049.00
GULF COAST	54.51	2.73	5.45	4.00	1.80	68.49	2,054.70
NORTH FLORIDA	54.60	3.80	5.40	5.00	0.00	68.80	2,064.00
LAKE CITY	54.51	3.82	3.75	5.00	1.80	68.88	2,066.40
PASCO HERNANDO	53.67	2.68	5.37	5.37	1.80	68.89	2,066.70
INDIAN RIVER	56.48	2.82	4.52	5.48	0.00	69.30	2,079.00
POLK	56.49	2.82	5.65	5.00	0.00	69.96	2,098.80
CHIPOLA	56.49	3.75	5.35	5.00	0.00	70.59	2,117.70
PALM BEACH	56.49	2.82	5.64	5.64	0.00	70.59	2,117.70
PENSACOLA	56.49	2.82	5.64	5.64	0.00	70.59	2,117.70
BROWARD	56.49	2.81	5.65	5.65	0.00	70.60	2,118.00
SANTA FE	56.49	2.81	5.65	5.65	0.00	70.60	2,118.00
BREVARD	56.98	2.60	3.92	5.70	1.80	71.00	2,130.00
SOUTH FLORIDA	56.49	3.95	5.65	5.65	0.00	71.74	2,152.20
LAKE SUMTER	57.49	4.02	5.74	4.75	0.00	72.00	2,160.00
CENTRAL FLORIDA	58.38	2.92	5.84	5.00	0.00	72.14	2,164.20
SANT JOHN'S RIVER	59.05	2.95	5.90	5.00	0.00	72.90	2,187.00
MIAMI DADE	58.40	2.92	5.84	5.84	0.00	73.00	2,190.00
SEMINOLE	56.98	2.85	5.70	5.70	1.80	73.03	2,190.90
HILLSBOROUGH	59.05	2.95	5.91	5.25	0.00	73.16	2,194.80
SANT PETERSBURG	59.05	2.95	5.91	5.25	0.00	73.16	2,194.80
DAYTONA BEACH	59.05	2.95	5.90	5.90	0.00	73.80	2,214.00
EDISON	59.05	2.95	5.91	5.91	0.00	73.82	2,214.60
MANATEE	59.05	2.95	5.91	5.91	0.00	73.82	2,214.60
VALENCIA	59.05	2.95	5.91	5.91	0.00	73.82	2,214.60
FLORIDA KEYS	59.05	4.13	5.91	5.72	0.00	74.81	2,244.30
WEIGHTED MEAN	\$57.60	\$2.86	\$5.39	\$5.38	\$0.19	\$71.42	\$2,142.58

AGENDA ITEM VI-C

MAY 28 2008

ENCLOSURE

Note: Data provided by the Division of Community Colleges

**BROWARD COMMUNITY COLLEGE
STUDENT FEES FOR SPRING 2008
CREDIT PROGRAMS**

**NON-RESIDENT STUDENTS
FEE PER CREDIT HOUR**

COLLEGE	TUITION	OUT-OF-STATE FEE	STUDENT FINANCIAL AID FEE	STUDENT ACTIVITY FEE	CAPITAL IMPROVE. FEE	TECHNOLOGY FEE	TOTAL	SPRING 2008 FEES FOR ACADEMIC YEAR (30 HOURS)
1 CHIPOLA	56.49	138.75	3.75	5.35	5.00	0.00	209.34	6,280.20
2 TALLAHASSEE	53.80	161.40	8.40	4.60	7.30	0.00	235.50	7,065.00
3 NORTH FLORIDA	54.60	163.80	9.80	5.40	5.00	0.00	238.60	7,158.00
4 MIAMI DADE	58.40	157.80	10.81	5.84	11.00	0.00	243.85	7,315.50
5 GULF COAST	54.51	165.59	11.01	5.45	6.00	5.40	247.96	7,438.80
6 BROWARD	56.49	169.55	11.30	5.65	7.70	0.00	250.69	7,520.70
7 PENSACOLA	56.49	169.55	11.30	5.64	8.00	0.00	250.98	7,529.40
8 PALM BEACH	56.49	169.55	11.30	5.64	8.03	0.00	251.01	7,530.30
9 OKALOOSA WALTON	54.78	164.34	10.96	0.00	21.91	0.00	251.99	7,559.70
10 INDIAN RIVER	56.48	169.54	11.30	4.52	15.40	0.00	257.24	7,717.20
11 PASCO HERNANDO	53.67	161.01	10.73	5.37	21.47	5.40	257.65	7,729.50
12 POLK	56.49	169.55	11.30	5.65	15.00	0.00	257.99	7,739.70
13 CENTRAL FLORIDA	58.38	175.14	11.68	5.84	9.00	0.00	260.04	7,801.20
14 HILLSBOROUGH	59.05	177.26	11.82	5.91	7.35	0.00	261.39	7,841.70
15 FCCJ	59.05	177.15	10.68	3.80	11.12	0.00	261.80	7,854.00
16 SAINT PETERSBURG	59.05	177.26	11.82	5.91	10.50	0.00	264.54	7,936.20
17 BREVARD	56.98	173.12	2.60	3.92	22.98	5.40	265.00	7,950.00
18 SANTA FE	56.49	169.19	11.26	5.65	22.56	0.00	265.15	7,954.50
19 SEMINOLE	56.98	173.12	11.51	5.70	13.00	5.40	265.71	7,971.30
20 LAKE CITY	54.51	165.59	15.41	3.75	22.01	5.40	266.67	8,000.10
21 LAKE SUMTER	57.49	169.55	15.89	5.74	19.00	0.00	267.67	8,030.10
22 SOUTH FLORIDA	56.49	169.55	15.80	5.64	22.60	0.00	270.08	8,102.40
23 MANATEE	59.05	177.26	11.82	5.91	17.00	0.00	271.04	8,131.20
24 SAINT JOHNS RIVER	59.05	177.25	11.80	5.90	20.00	0.00	274.00	8,220.00
25 DAYTONA BEACH	59.05	177.26	11.81	5.90	23.63	0.00	277.65	8,329.50
26 EDISON	59.05	177.26	11.82	5.91	23.63	0.00	277.67	8,330.10
27 VALENCIA	59.05	177.26	11.82	5.91	23.63	0.00	277.67	8,330.10
28 FLORIDA KEYS	59.05	177.26	16.54	5.91	23.09	0.00	281.85	8,455.50
WEIGHTED MEAN	\$57.62	\$169.40	\$11.05	\$5.51	\$13.68	\$0.41	\$257.68	\$7,730.33

Note: Data provided by the Division of Community Colleges.

AGENDA ITEM VI-I

MAY 20 2008

**2006 Florida County
Retail Price Index**

County	Com Coll	2006	Current Rank
Monroe	Florida Keys Community College	139.92	1
Miami-Dade	Miami-Dade Community College	116.53	2
Broward	Broward Community College	114.79	3
Palm Beach	Palm Beach Community College	110.62	4
Pinellas	St. Petersburg Junior College	101.24	5
Collier		99.47	6
Lee	Edison Community College	99.42	7
St. Lucie	Indian River Community College	98.97	8
Sarasota		98.29	9
Martin		97.81	10
Manatee	Manatee Community College	96.60	11
Indian River		95.73	12
Hillsborough	Hillsborough Community College	95.55	13
Charlotte		94.83	14
Brevard	Brevard Community College	93.48	15
Pasco	Pasco-Hernando Community College	93.28	16
Hendry		92.92	17
Volusia	Daytona Beach Community College	92.70	18
Orange	Valencia Community College	92.38	19
Seminole	Seminole Community College	92.35	20
Duval	Florida Community College at Jacksonville	92.06	21
Glades		91.98	22
Lake	Lake Sumter Community College	91.43	23
Hernando		91.20	24
DeSoto		90.91	25
St. Johns		90.69	26
Escambia	Pensacola Junior College	90.57	27
Highlands	South Florida Community College	90.47	28
Leon	Tallahassee Community College	90.46	29
Santa Rosa		90.39	30
Flagler		90.35	31
Hardee		90.25	32
Osceola		90.01	33
Okeechobee		89.99	34
Polk	Polk Community College	89.90	35
Citrus		89.86	36
Okaloosa	Okaloosa-Walton Community College	89.68	37
Franklin		89.67	38
Alachua	Sante Fe Community College	89.59	39
Walton		89.55	40
Baker		89.47	41
Nassau		89.37	42
Clay		89.35	43
Jefferson		89.17	44
Marion	Central Florida Community College	89.15	45
Sumter		89.14	46
Wakulla		89.14	46
Levy		89.13	48
Gadsden		88.93	49
Suwannee		88.48	50
Madison	North Florida Community College	88.15	51
Bay	Gulf Coast Community College	88.05	52
Taylor		88.02	53
Gilchrist		88.02	53
Bradford	Sante Fe Community College Starke Center	87.88	55
Lafayette		87.74	56
Hamilton		87.72	57
Columbia	Lake City Community College	87.63	58
Putnam	St. Johns River Community College	87.60	59
Gulf		87.47	60
Dixie		87.42	61
Liberty		86.93	62
Union		86.80	63
Holmes		86.51	64
Calhoun		86.24	65
Jackson	Chipola Junior College	86.20	66
Washington		85.76	67

AGENDA ITEM VI-I

MAY 28 2008

ENCLOSURE _____

Notes: (1) Bureau of Economic and Business Research at the University of Florida - <http://www.bebr.ufl.edu> (February 21, 2008)
 (2) "Measures the relative expenditure required to purchase the same basket of goods and services purchased by the average Floridian in each of Florida's counties at a particular point in time, in this case August, 2006." **In Broward County the basket of goods and services purchased by the average Floridian would cost 14.79% more than the state average**

Community College Tuition Comparisons, 50 States
Data from the Washington State Higher Education Coordinating Board

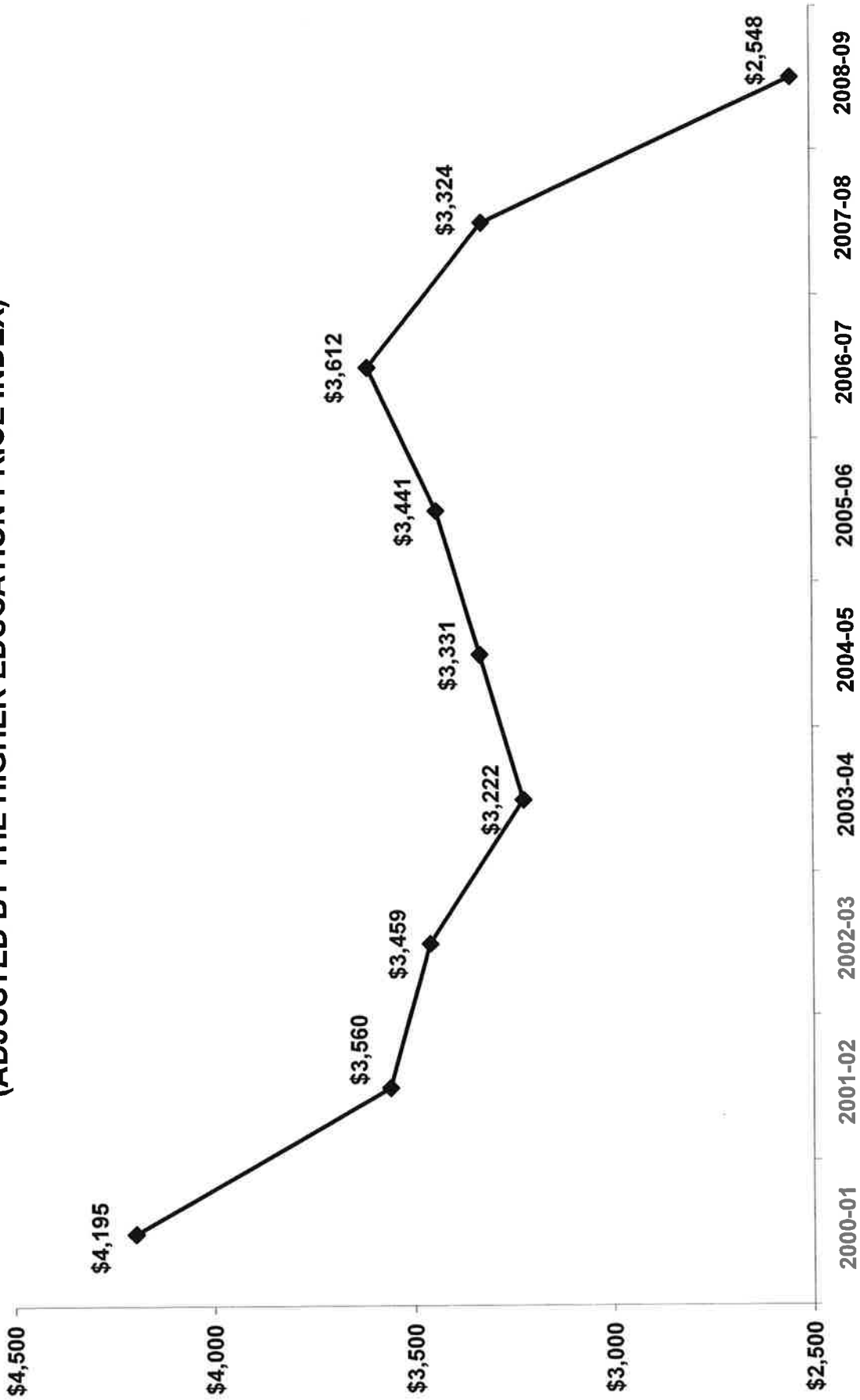
	States	2007-08 Tuition	2006-07 Tuition	Percent Change
1	New Hampshire	\$5,903	\$5,537	6.6%
2	Wisconsin	\$4,520	\$4,511	0.2%
3	Minnesota	\$4,444	\$4,283	3.8%
4	Vermont	\$4,320	\$4,104	5.3%
5	Alaska	\$3,917	\$3,672	6.7%
6	Massachusetts	\$3,661	\$3,526	3.8%
7	North Dakota	\$3,624	\$3,442	5.3%
8	New York	\$3,563	\$3,425	4.0%
9	Iowa	\$3,491	\$3,467	0.7%
10	Kentucky	\$3,450	\$3,270	5.5%
11	South Carolina	\$3,412	\$3,295	3.6%
12	Indiana	\$3,396	\$3,232	5.1%
13	Missouri	\$3,375	\$3,092	9.2%
14	New Jersey	\$3,275	\$3,115	5.1%
15	Ohio	\$3,179	\$3,169	0.3%
16	Maryland	\$3,129	\$3,093	1.2%
17	Oregon	\$3,127	\$3,108	0.6%
18	Montana	\$3,079	\$2,744	12.2%
19	Pennsylvania	\$3,076	\$2,980	3.2%
20	Maine	\$3,072	\$2,972	3.4%
21	Rhode Island	\$2,846	\$2,686	6.0%
22	Connecticut	\$2,828	\$2,672	5.8%
23	Alabama	\$2,700	\$2,700	0.0%
24	Washington	\$2,676	\$2,586	3.5%
25	Tennessee	\$2,628	\$2,482	5.9%
26	Colorado	\$2,579	\$2,024	27.4%
27	Delaware	\$2,490	\$2,364	5.3%
28	Oklahoma	\$2,479	\$2,294	8.1%
29	Michigan	\$2,459	\$2,311	6.4%
30	Virginia	\$2,404	\$2,269	5.9%
31	Illinois	\$2,359	\$2,307	2.3%
32	Utah	\$2,319	\$2,220	4.5%
33	Arkansas	\$2,251	\$2,233	0.8%
34	Nebraska	\$2,160	\$1,998	8.1%
35	Florida	\$2,136	\$2,034	5.0%
36	Georgia	\$2,113	\$1,938	9.0%
37	Idaho	\$2,105	\$1,996	5.5%
38	Kansas	\$2,011	\$1,988	1.2%
39	West Virginia	\$1,978	\$1,892	4.5%
40	Hawaii	\$1,946	\$1,731	12.4%
41	Louisiana	\$1,937	\$1,940	-0.2%
42	Wyoming	\$1,923	\$1,836	4.7%
43	Arizona	\$1,806	\$1,718	5.1%
44	Nevada	\$1,763	\$1,695	4.0%
45	Mississippi	\$1,722	\$1,712	0.6%
46	Texas	\$1,639	\$1,722	-4.8%
47	North Carolina	\$1,414	\$1,334	6.0%
48	New Mexico	\$909	\$1,243	-26.9%
49	California	\$600	\$690	-13.0%
	Average	\$2,739	\$2,626	4.3%

*Florida was 33rd from the top in 2006-07,
and 35th from the top in 2007-08.*

AGENDA ITEM VI-I
MAY 28 2008
ENCLOSURE _____

Prepared April 14, 2008

COMMUNITY COLLEGE STATE FUNDS PER FTE (ADJUSTED BY THE HIGHER EDUCATION PRICE INDEX)



ACADEMIA VI-F

MAY 28 2008

105