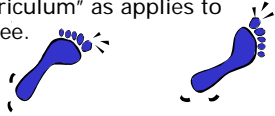






# PINES CENTER BROWARD COLLEGE NEW STUDENT ADMISSION PROCESS



OPTIONAL PRE-STEPS	STEP 1	STEP 2	STEP 3	STEP 4	STEP 5
<p><b>FINANCIAL AID APPLICATION</b>  <a href="http://www.fafsa.ed.gov">www.fafsa.ed.gov</a>  <b>DO NOT MISS THE PRIORITY DEADLINE!</b> You will also need your parents' income tax forms (1040A, 1040ez, etc.) and W-2 forms if under age 24.</p> <ol style="list-style-type: none"> <li>1. FILL OUT ONLINE APPLICATION.</li> <li>2. IF YOU DO NOT HAVE A PIN #, ANSWER "NO" TO PIN QUESTION, THEN PRINT, SIGN AND MAIL THE SIGNATURE PAGE FOUND AT END OF FAFSA.</li> <li>3. <u>SAVE AS YOU GO</u></li> <li>4. ENTER BCC's code: <b>001500</b></li> <li>5. CLICK "SUBMIT" at the end.</li> <li>6. CHECK myBCC/SOS (Student Online System at <a href="http://www.broward.edu">www.broward.edu</a>) or Financial Aid Dept. after 2-3 weeks of submitting online FAFSA for other documents required.</li> </ol> <p><u>FOLLOW INSTRUCTIONS, or Fin Aid will not be processed.</u>            (954) 201-3601 (FIN. AID DEPT)</p> <p><b>We also suggest visiting the CAREER CENTER on South Campus for counseling, building 68 room 100</b></p>	<p><b>APPLICATION</b></p> <ol style="list-style-type: none"> <li>1. Complete an <b>online admission application</b> at <a href="http://www.facts.org">www.facts.org</a> if you are a U.S. citizen or permanent resident alien.</li> <li>2. Complete the <b>FLORIDA RESIDENCY FOR TUITION PURPOSES AFFIDAVIT</b> and include all <b>documentation</b>, if you qualify. Mail or bring documents to Bldg. 100, 1<sup>st</sup> floor lobby.</li> <li>3. <b>Application fees:</b>  <b>\$35.00</b> - U.S. Citizens  <b>\$75.00</b> - Int'l Students</li> <li>4. <b>ALL OFFICIAL TRANSCRIPTS</b> must be submitted to Registration within 30 days.</li> </ol> <p>Make sure you browse the <b>online college catalog</b> by visiting <a href="http://www.broward.edu">www.broward.edu</a></p> <p><b>THE COLLEGE CATALOG:</b> Obtain the <b>Academic Calendar</b> with crucial deadlines and <b>course ID #'s</b> and descriptions in the college catalog.</p> <p><b>Disability advisor</b>, Larry Melody, is located on South Campus in Bldg. 68, Room 227.</p>	<p><b>PLACEMENT TEST</b></p> <p><b>First Time in College Students:</b>  <b>CPT Testing</b> is available on a walk-in basis during the following hours:  <b>Mon. - Fri. 8:30am - 1:30pm</b>  <b>&amp; Wed. 4:00pm - 5:30pm</b></p> <p><b>ACT/SAT:</b> Students with test scores less than 2 years old may bring them to an Academic Advisor, Bldg. 100, 1<sup>st</sup> floor lobby.</p> <p><b>Transfer Students:</b> Bring a copy of each college transcript to Advisement, Bldg. 100, 1<sup>st</sup> floor lobby.</p> <p><b>DO YOU HAVE A PROGRAM SHEET?</b> Your program sheet lists the courses you need to take for your major. Get it from <a href="http://www.broward.edu">www.broward.edu</a></p> <ol style="list-style-type: none"> <li>1. Click on "Find programs of study" (blue box on the left).</li> <li>2. Select from the categories</li> <li>3. Click on your specific program</li> <li>4. On the left blue box, click on "Print Program Sheet" or "Curriculum" as applies to degree.</li> </ol> 	<p><b>ORIENTATION / REGISTRATION</b></p> <p>The <b>orientation schedule</b> is listed in your admission packet. During orientation, you will receive information about policies, procedures, strategies for success in college, degree options and careers, and learn how to <b>REGISTER</b> for courses by logging into myBCC/SOS (Student Online System) at <a href="http://www.broward.edu">www.broward.edu</a>.</p> <p><b>ACADEMIC ADVISEMENT</b></p> <p>Academic advisors will help you select your courses for the first semester. You may then register for classes on <a href="http://www.broward.edu">www.broward.edu</a>. <b>For additional help with course selection, Academic Advising is available in Bldg. 100, 1<sup>st</sup> floor lobby.</b></p> <p><b>If tuition is not paid on or before the due date found on your schedule, your classes may be dropped.</b></p> 	<p><b>FEE PAYMENT</b></p> <p><b>Fees must be paid by <u>payment due date</u>, which is listed on your class schedule.</b></p> <p>Pay fees in person, Bldg. 100, 1<sup>st</sup> floor lobby or via the web (<a href="http://www.broward.edu">www.broward.edu</a>). BCC accepts <b>Visa, Master Card, Discover, and AMEX</b>. Cash and personal checks with proper ID are accepted at all campus cashier offices.</p> <p><b>STUDENT IDENTIFICATION</b></p> <p><b>STUDENT ID CARDS</b> can be obtained in the Student Life Activities Center, Bldg. 100, 1<sup>st</sup> floor lobby. You will need to bring a current paid schedule and a picture ID. Your Student ID also serves as your print card (10¢ per copy). Replacement card: \$15.</p> <p><b>PARKING FEE</b></p> <p>If you will <b>only</b> be taking classes at the Pines or Weston Center you may opt out of the parking fee. If you will be taking classes at any other campus you must pay the parking fee which will be included in your tuition.</p>	<p><b>BOOKSTORE</b></p> <p>To purchase books, bring your class schedule to Bldg. 101, Room 101, or shop online at <a href="http://www.broward.edu">www.broward.edu</a>  <b>Note: You must purchase books from the campus bookstore where your classes are registered.</b></p> <p><b>BE PREPARED ON THE FIRST DAY OF CLASS!</b>  <b>Have your class schedule handy, know your bldg. &amp; room, &amp; don't be late.</b> TOO MANY IMPORTANT THINGS ARE DISCUSSED ON THE FIRST DAY OF CLASS, SUCH AS YOUR SYLLABUS.</p> 
<p><b>Pines Center hours of operation for Admissions, Advisement &amp; Registration</b>            Monday/Wednesday 8:00am – 7:00pm; Tuesday/Thursday 8:00am – 5:00pm; Friday 8:00am – 4:00pm            Main Phone Number: 954-201-3601</p>					
<p><b>ESL STUDENTS MUST SEE AN ESL ADVISOR FIRST.</b>  <b>INTERNATIONAL STUDENTS MUST SEE INTERNATIONAL ADVISORS FIRST.</b>            South Campus, Bldg. 68 Room 213</p> 